

Format of holding of specified securities


1. Name of Listed Entity: JAYANTI COMMERCIAL LIMITED (CIN:035795)
2. Scrip Code - Name of Scrip -, - Class of Security Equity
3. Share Holding Pattern Filed under : Reg. 31(1)(a)/Reg. 31(1)(b)/Reg. 31(1)(c)
 - a. If under 31 (1)(b) then indicate the report for Quarter ending: 30/06/2023
 - b. If under 31(1)(c) then indicate date of allotment/extinguishment

4. **Declaration** : The Listed entity is required to submit the following declaration to the extent of submission of information:-

Particulars		Yes*	No*
1	Whether the Listed Entity has issued any partly paid up shares?		No
2	Whether the Listed Entity has issued any Convertible Securities or Warrants?		No
3	Whether the Listed Entity has any shares against which depository receipts are issued?		No
4	Whether the Listed Entity has any shares in Locked-in?		No
5	Whether any shares held by promoters are pledge or otherwise encumbered?		No
6	Whether company has equity shares with differential voting rights?		No
7	Whether the Listed Entity has any significant beneficial owner?		No

* If the Listed Entity selects the option 'No' for the questions above, the column for the partly paid up shares, Outstanding Convertible Securities/Warrants, depository receipts, locked-in shares, No of shares pledged or otherwise encumbered by promoters, as applicable, shall not be displayed at the time of dissemination on the Stock Exchange website. Also wherever there is 'No' declared by Listed Entity in above table the values will be considered as 'Zero' by default on submission of the format of holding of specified securities.

5. The tabular format for disclosure of holding of specified securities is as follows:-



JAYANTI COMMERCIAL LIMITED

Table I - Summary Statement holding of specified securities as on 30/06/2023

Category (I)	Category of shareholder (II)	Nos. of shareholders (III)	No. of fully paid up equity shares held (IV)	No. of Partly paid-up equity shares held (V)	No. of shares underlying Depository Receipts (VI)	Total nos. shares held (VII)=(IV)+(V)+(VI)	Shareholding as a % of total no. of shares (calculated as per SCRR, 1957) (VIII) As a % of (A+B+C2)	Number of Voting Rights held in each class of securities (IX)			No of shares Underlying outstanding convertible securities (including Warrants) (X)	Shareholding as a % assuming full conversion of convertible securities (as a percentage of diluted share capital) (XI)=(VII)+(X) As a % of (A+B+C2)	Number of Locked in shares (XII)		Number of shares pledged or otherwise encumbered (XIII)		Number of equity shares held in dematerialized form (XIV)	
								No of Voting Rights:					Total as a % of (A+B+C)	No. (a)	As a % of total shares held (b)	No. (a)		As a % of total shares held (b)
								Class eg.x	Class eg.y	Total								
(A)	Promoter & Promoter group	9	217293	0	0	217293	45.5048	217293	0	217293	45.5048	0	0.0000	0	0.0000	217293		
(B)	Public	22	260224	0	0	260224	54.4952	260224	0	260224	54.4952	0	0.0000	NA		197591		
(C)	Non Promoter - Non Public													NA				
(C1)	Shares underlying DRs						NA							NA				
(C2)	Shares held by Employee Trusts													NA				
	Total	31	477517	0	0	477517	100.0000	477517	0	477517	100.0000	0	0.0000			414884		




Table II - Statement Showing shareholding pattern of the Promoter and Promoter Group as on 30/06/2023

(1)	Category & Name of the Shareholders (I)	Entire type i.e. promoter OR promoter group entity (except promoter)	PAN	(II)	Nos. of shareholders (III)	No. of fully paid up equity shares held (IV)	Partly paid-up equity shares held (V)	Nos. of shares underlying Depository Receipts (VI)	Total nos. shares held (VII)=(IV)+(V)+(VI)	Shareholding % calculated as per SCRR, 1957 (VIII)	Number of Voting Rights held in each class of securities (IX)			Total as a % of Total Voting rights (X)	No of shares Underlying outstanding convertible securities (as a percentage of diluted share capital) (XI)=(VII)+(X) As a % of A+B+C2	Number of Locked in shares (XII)		Number of shares pledged or otherwise encumbered (XIII)		Number of equity shares held in dematerialized form (XIV)	
											Class x	Class y	Total			No. (a)	As a % of total shares held (b)	No. (a)	As a % of total shares held (b)		
																					No of Voting Rights
(1)	Indian																				
(a)	Individuals/Hindu undivided Family				8	214793	0	0	214793	44.9812	214793	0	214793	44.9812	0	44.9812	0	0.0000	0	0.0000	214793
	ALKA JHUNJHUNWALA	Promoter	ACTPJ7052Q		1	47667	0	0	47667	9.9823	47667	0	47667	9.9823	0	9.9823	0	0.0000	0	0.0000	47667
	SURESH JHUNJHUNWALA	Promoter	ACUPJ1237G		1	35000	0	0	35000	7.3296	35000	0	35000	7.3296	0	7.3296	0	0.0000	0	0.0000	35000
	ANUJ JHUNJHUNWALA	Promoter	AECPJ9100J		1	32333	0	0	32333	6.7711	32333	0	32333	6.7711	0	6.7711	0	0.0000	0	0.0000	32333
	PANKAJ KUMAR PHUSHKANIA	Promoter	AFLPP3341K		1	30800	0	0	30800	6.4500	30800	0	30800	6.4500	0	6.4500	0	0.0000	0	0.0000	30800
	SHILPA JHUNJHUNWALA	Promoter	ACCPC4301G		1	23500	0	0	23500	4.9213	23500	0	23500	4.9213	0	4.9213	0	0.0000	0	0.0000	23500
	CHANDRA KALA DANWAR	Promoter	ADSPD6794M		1	23376	0	0	23376	4.8953	23376	0	23376	4.8953	0	4.8953	0	0.0000	0	0.0000	23376
	MANISH KUMAR PHUSHKANIA	Promoter	AELPP3342L		1	20617	0	0	20617	4.3175	20617	0	20617	4.3175	0	4.3175	0	0.0000	0	0.0000	20617
	UMA DANWAR	Promoter	ADPPD3490D		1	1500	0	0	1500	0.3141	1500	0	1500	0.3141	0	0.3141	0	0.0000	0	0.0000	1500
(b)	Central Government/State Government(s)														0	0.0000	0	0.0000	0	0.0000	0
(c)	Financial Institutions/Banks														0	0.0000	0	0.0000	0	0.0000	0
(d)	Any Other (specify)														0	0.0000	0	0.0000	0	0.0000	0
	Bodies Corporate				1	2500	0	0	2500	0.5235	2500	0	2500	0.5235	0	0.5235	0	0.0000	0	0.0000	2500
	KAIASHA REALTY PRIVATE LIMITED	Promoter	AAECS4461Q		1	2500	0	0	2500	0.5235	2500	0	2500	0.5235	0	0.5235	0	0.0000	0	0.0000	2500
	Sub Total				9	217293	0	0	217293	45.5048	217293	0	217293	45.5048	0	45.5048	0	0.0000	0	0.0000	217293
(2)	Foreign																				
(a)	Individuals (Non-Resident Individuals/Foreign Individuals)														0	0.0000	0	0.0000	0	0.0000	0
(b)	Government														0	0.0000	0	0.0000	0	0.0000	0
(c)	Institutions														0	0.0000	0	0.0000	0	0.0000	0
(d)	Foreign Portfolio Investor														0	0.0000	0	0.0000	0	0.0000	0
(e)	Any Other (specify)														0	0.0000	0	0.0000	0	0.0000	0
	Sub Total				0	0	0	0	0	0.0000	0	0	0	0.0000	0	0.0000	0	0.0000	0	0.0000	0
	Total Shareholding of Promoter and Promoter Group (A)=(A)(1)+(A)(2)				9	217293	0	0	217293	45.5048	217293	0	217293	45.5048	0	45.5048	0	0.0000	0	0.0000	217293





Table III - Statement Showing shareholding pattern of the Public shareholder as on 30/06/2023

Category & Name of the Shareholders (I)	PAN (II)	Nos. of shareholders (III)	No. of fully paid up equity shares held (IV)	Partly paid up equity shares held (V)	Nos. of shares underlying Depository Receipts (VI)	Total nos. shares held (VII)=(IV)+(V)+(VI)	Shareholding % calculated as per SCRR, 1957) As a % of (A+B+C2) (VIII)	Number of Voting Rights held in each class of securities (IX)			Total Shareholding as a % assuming full conversion of convertible securities (as a percentage of diluted share capital) (X)=(VII)+(X) As a % of (A+B+C2)	Number of Locked in shares (XI)		Number of shares pledged or otherwise encumbered (XII)		Sub-categorization of shares (XV) Shareholding (No. of shares) under				
								No of Voting Rights				Total as a % of Total Voting rights	No. (a)	As a % of total shares held (b)	No (Not applicable) (a)	As a % of total shares held (Not applicable) (b)	Number of equity shares held in dematerialized form (XIV)	Sub-Category (i)	Sub-Category (ii)	Sub-Category (iii)
								Class x	Class y	Total										
(1) Institutions (Domestic)																				
(a) Mutual Funds																				
(b) Venture Capital Funds																				
(c) Alternate Investment Funds																				
(d) Banks																				
(e) Insurance Companies																				
(f) Provident Funds / Pension Funds																				
(g) Asset Reconstruction Companies																				
(h) Sovereign Wealth Funds																				
(i) NBFCs Registered with RBI																				
(j) Other Financial Institutions																				
(k) Any Other (specify)																				
Sub Total			0	0	0	0	0.0000	0	0	0	0.0000	0	0.0000	0	0.0000	NA		0	0	0
(2) Institutions (Foreign)																				
(a) Foreign Direct Investment																				
(b) Foreign Venture Capital Investors																				
(c) Sovereign Wealth Funds																				
(d) Foreign Portfolio Investors Category I																				
(e) Foreign Portfolio Investors Category II																				
(f) Overseas Depositories (holding DRs) (balancing figure)																				
(g) Any Other (specify)																				
Sub Total			0	0	0	0	0.0000	0	0	0	0.0000	0	0.0000	0	0.0000	NA		0	0	0
(3) Central Government / State Government(s)																				
(e) Central Government / President of India																				
(b) State Government / Governor																				
(c) Shareholding by Companies or Bodies Corporate where Central/State Government is a promoter																				
Sub Total			0	0	0	0	0.0000	0	0	0	0.0000	0	0.0000	0	0.0000	NA		0	0	0
(4) Non-Institutions																				
(a) Associate Companies / Subsidiaries																				



JAYANTI COMMERCIAL LIMITED		Table III - Statement Showing shareholding pattern of the Public shareholder as on 30/06/2023																			
Category & Name of the Shareholders (I)	PAN (II)	Nos. of shareholders (III)	No. of fully paid up equity shares held (IV)	Partly paid up equity shares held (V)	Nos. of shares underlying Depository Receipts (VI)	Total nos. shares held (VII)=(IV)+(V)+(VI)	Shareholding % calculate d as per SCRR, 1957) As a % of (A+B+C2) (VIII)	Number of Voting Rights held in each class of securities (IX)			Total Shareholding as a % assuming full conversion of convertible securities (as a percentage of diluted share capital) (XI)=(VII)+(X) As a % of (A+B+C2)	Number of Locked in shares (XII)		Number of shares pledged or otherwise encumbered (XIII)		Sub-categorization of shares (XV) Shareholding (No of shares) under					
								No of Voting Rights				No. (a)	As a % of total shares held (b)	No. (Not applicable) (a)	As a % of total shares held (Not applicable) (b)	Number of equity shares held in dematerialized form (XIV)	Sub-Category (i)	Sub-Category (ii)	Sub-Category (iii)		
(b) Directors and their relatives (excluding independent directors and nominee directors)																					
(c) Key Managerial Personnel																					
(d) Relatives of Promoters (other than immediate relatives of promoters disclosed under Promoter and Promoter Group category)																					
(e) Trusts where any person belonging to Promoter and Promoter Group category is trustee, beneficiary or author of the trust																					
(f) Investor Education and Protection Fund Authority																					
(g) Resident Individuals holding nominal share capital upto Rs.2 lakhs		15	39300	0	0	39300	8.2301	39300	0	39300	8.2301	0	8.2301	0	0.0000	NA		0	0	0	0
ALOK KUMAR JAIN		1	5000	0	0	5000	1.0471	5000	0	5000	1.0471	0	1.0471	0	0.0000	NA		0	0	0	0
(h) Resident Individuals holding nominal share capital in excess of Rs.2 lakhs		1	23333	0	0	23333	4.8863	23333	0	23333	4.8863	0	4.8863	0	0.0000	NA		0	0	0	0
MANOJ KUMAR BAID		1	23333	0	0	23333	4.8863	23333	0	23333	4.8863	0	4.8863	0	0.0000	NA		0	0	0	0
(i) Non Resident Indians (NRIs)																					
(j) Foreign National																					
(k) Foreign Company / OCB																					
(l) Bodies Corporate		6	197591	0	0	197591	41.3788	197591	0	197591	41.3788	0	41.3788	0	0.0000	NA		197591	0	0	0
MURARI INVESTMENT & TRADING COMPANY LTD.	AACCM2608K	1	67000	0	0	67000	14.0309	67000	0	67000	14.0309	0	14.0309	0	0.0000	NA		67000	0	0	0
VISION PROJECTS AND INVEST PVT LTD	AAACV9254C	1	55157	0	0	55157	11.5508	55157	0	55157	11.5508	0	11.5508	0	0.0000	NA		55157	0	0	0
UTTAM COMMERCIAL COMPANY LTD.	AAACU2823Q	1	35017	0	0	35017	7.3331	35017	0	35017	7.3331	0	7.3331	0	0.0000	NA		35017	0	0	0
ALKAN FISCAL SERVICES PVT LTD.	AACCA4058P	1	23500	0	0	23500	4.9213	23500	0	23500	4.9213	0	4.9213	0	0.0000	NA		23500	0	0	0
G.K.INVESTMENTS LTD.	AAACG8390A	1	16000	0	0	16000	3.3507	16000	0	16000	3.3507	0	3.3507	0	0.0000	NA		16000	0	0	0
(m) Any Other (specify)																					
Sub Total		22	260224	0	0	260224	54.4952	260224	0	260224	54.4952	0	54.4952	0	0.0000	NA		197591	0	0	0
Total Public Shareholding (B)=(B)(1)+(B)(2)+(B)(3)		22	260224	0	0	260224	54.4952	260224	0	260224	54.4952	0	54.4952	0	0.0000	NA		197591	0	0	0
Details of the shareholders acting as persons in Concert																					
Sl No	Name	PAN	Shares																		
	NIL																				






Table IV - Statement Showing shareholding pattern of the Non Promoter - Non Public shareholder as on 30/06/2023

(1)	Category & Name of the Shareholders (I)	PAN (II)	No of shareholders (III)	No. of fully paid up equity shares held (IV)	Partly paid-up equity shares held (V)	Nos. of shares underlying Depository Receipts (VI)	Total nos. shares held (VII)=(IV) + (V)+(VI)	Shareholding % calculated as per SCRR, 1957) As a % of (A+B+C2) (VIII)	Number of Voting Rights held in each class of securities (IX)			Total as a % of Total Voting rights (X)	No of shares Underlying outstanding convertible securities (including Warrants) (X)	Total Shareholding as a % assuming full conversion of convertible securities (as a percentage of diluted share capital) (XI)=(VII)+(X) As a % of A+B+C2)	Number of Locked in shares (XII)		Number of shares pledged or otherwise encumbered (XIII)		Number of equity shares held in dematerialized form (XIV)	
									No of Voting Rights						No. (a)	As a % of total shares held (b)	No. (Not applicable) (a)	As a % of total shares held (Not applicable) (b)		
									Class x	Class y	Total									
(1)	Custodian / DR Holder																			
(2)	Employee Benefit Trust/Employee Welfare Trust under SEBI (Share based Employee Benefits and Sweat Equity) Regulations, 2021																			
	Total Non Promoter - Non Public Shareholding (C)=(C)(1)+(C)(2)		0	0	0	0	0	0.0000	0	0	0	0.0000	0	0.0000	0	0.0000	NA	NA		0




JAYANTI COMMERCIAL LIMITED											
Annexure											
Table V - Statement showing details of significant beneficial owners as on 30/06/2023											
Details of the (SBO) (I)			Details of the registered owner (II)			Details of holding / exercise of right of the SBO in the reporting company, whether direct or indirect: Whether by virtue of: (III)					Date of creation / acquisition of significant beneficial interest (IV)
Sr No	Name	PAN / Passport No. in case of a foreign national	Nationality	Name	PAN / Passport No. in case of a foreign national	Nationality	Shares (%)	Voting rights (%)	Rights on distributable dividend or any other distribution (%)	Exercise of control	Exercise of significant influence



JAYANTI COMMERCIAL LIMITED

Table VI - Statement showing foreign ownership limits as on 30/06/2023

	Board approved limits	Limits utilized
As on shareholding date	0.0000	
As on 31/03/2023	0.0000	
As on 31/12/2022	0.0000	
As on 30/09/2022	0.0000	
As on 30/06/2022	0.0000	



JAYANTI COMMERCIAL LIMITED

Shareholding Summary as on 30/06/2023

Form	As per Folio/Client Id				As per PAN	
	No of Records	% to Total Records	No of Shares	% to Total Shares	No of Records	No of Shares
PHYSICAL	16	51.6129	62633	13.1164	16	62633
NSDL	14	45.1613	359727	75.3328	14	359727
CDSL	1	3.2258	55157	11.5508	1	55157
TOTAL	31	100.0000	477517	100.0000	31	477517

